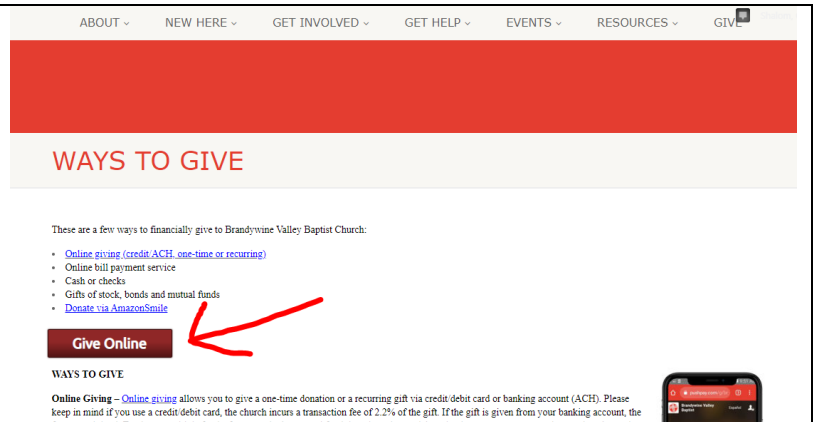


Instructions to Set-up Recurring Giving

1. Go to: <https://brandywine.church/giving/> and click "Give Online"



2. Enter the amount you are giving Brandywine Valley Baptist Church
3. Select "Set up recurring"
4. Select the frequency of the gift
5. Select the starting date
6. Select the fund
7. Click "next"

pushpay.com/g/br

Brandywine Valley Baptist

Give

\$ 0.00

Gift type

Give one time **Set up recurring**

Frequency

Every week Every 2 weeks Every month 1st & 15th monthly

Starting

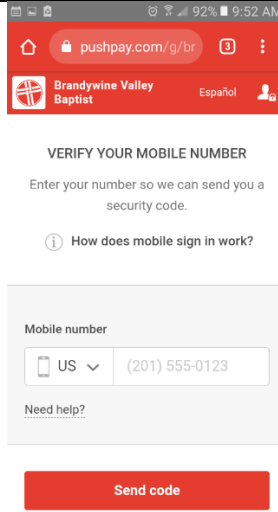
03/22/2021

Fund

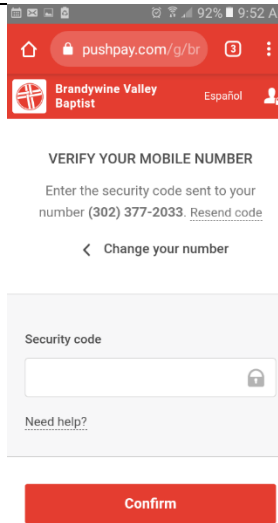
General Fund

Next

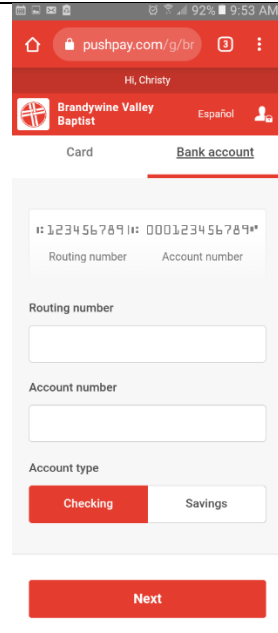
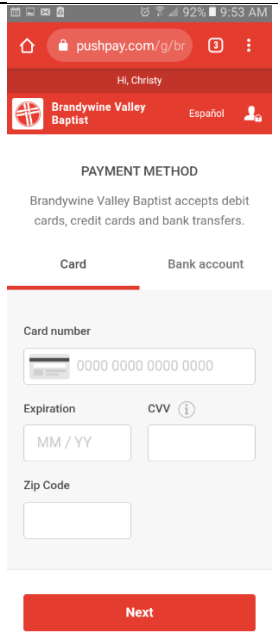
8. Enter your mobile phone number



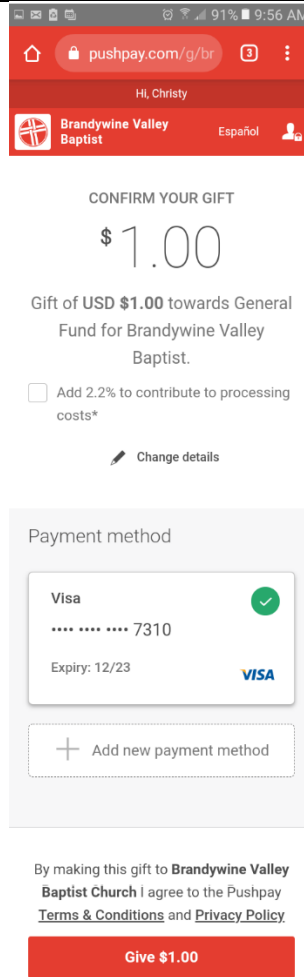
9. Enter the security code that was sent via text message to your mobile phone.



10. If using a credit card, enter the appropriate information. If using a bank account, enter the appropriate information



11. Verify the transaction is correct and click "give." If edits are needed, click "change details."



pushpay.com/g/br

Hi, Christy

Brandywine Valley Baptist Español

CONFIRM YOUR GIFT


\$ 1.00

Gift of USD \$1.00 towards General Fund for Brandywine Valley Baptist.


Add 2.2% to contribute to processing costs*

[Change details](#)

Payment method

Visa 

..... 7310

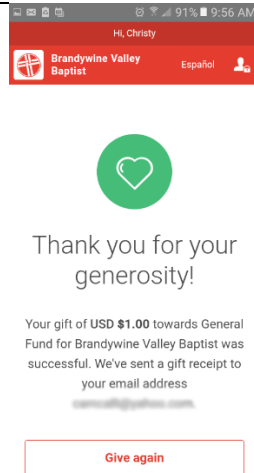
Expiry: 12/23 

+ Add new payment method

By making this gift to **Brandywine Valley Baptist Church** I agree to the Pushpay [Terms & Conditions](#) and [Privacy Policy](#)


Give \$1.00

12. Receive confirmation of gift.



Hi, Christy

Brandywine Valley Baptist Español



Thank you for your generosity!

Your gift of USD \$1.00 towards General Fund for Brandywine Valley Baptist was successful. We've sent a gift receipt to your email address christy@pushpay.com.

Give again